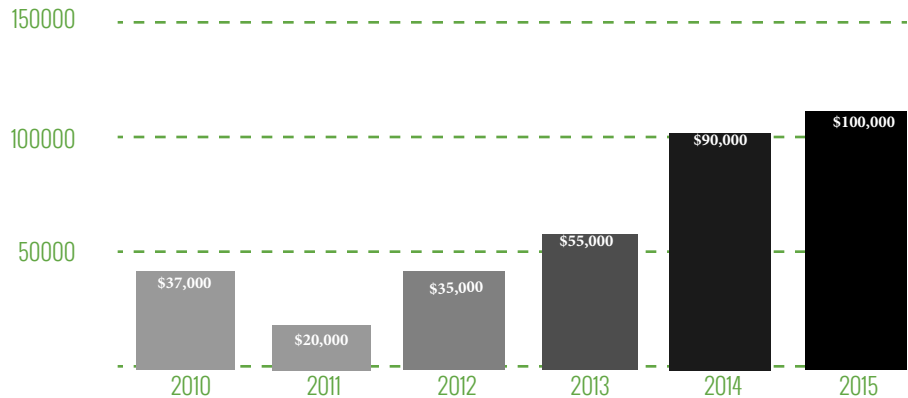


PAC 2015: By the Numbers

PAC FUNDRAISING SUMMARY



PAC PARTICIPATION BY YEAR



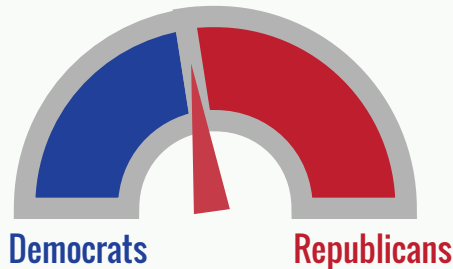
CONTRIBUTION TO CANDIDATES

\$9,500

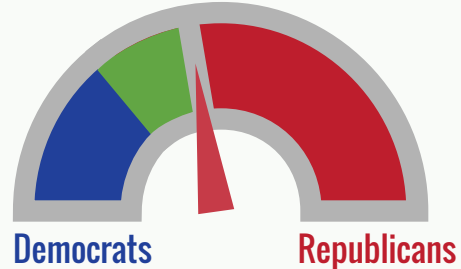
We are well-positioned to make a big impact in the '01 election cycle!

PAC GIVING BY PARTY

Ratio in Congress



PAC Giving



PAC is bi-partisan in its giving approach and targets over the long-haul an equal split with contributions proportionate to the bi-partisan makeup of Congress. The graphic on the right shows BlockPAC's target contributions for this 2016 election cycle. The green represents progress to be made.

INDUSTRY TRENDS

Total Average Receipts for Top 10 PACs vs. PAC by Election Cycle



PAC consistently ranks in the top 10 largest PACs as noted on OpenSecrets.org. This graph uses the latest publicly available data, rounded to the nearest hundred, to compare the average receipts of these 10 largest PACs to PAC by election cycle.