



Public Affairs Council



**Dániel Bartha**  
Director  
Centre for Euro-  
Atlantic Integration  
and Democracy

## EP Elections 2019: What Public Affairs Professionals Should Know



**Tamás Boros**  
Co-Director and  
Head of Strategy  
Policy Solutions





**European Parliament**



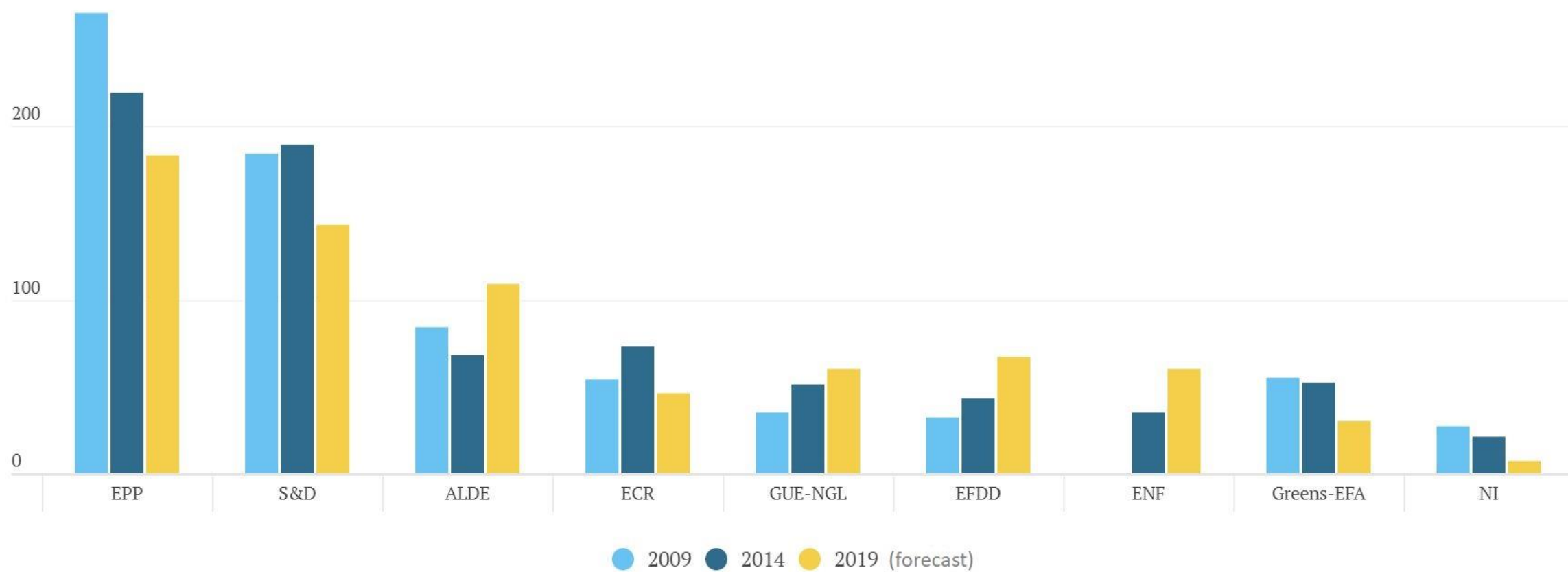
**Council of the  
European Union**

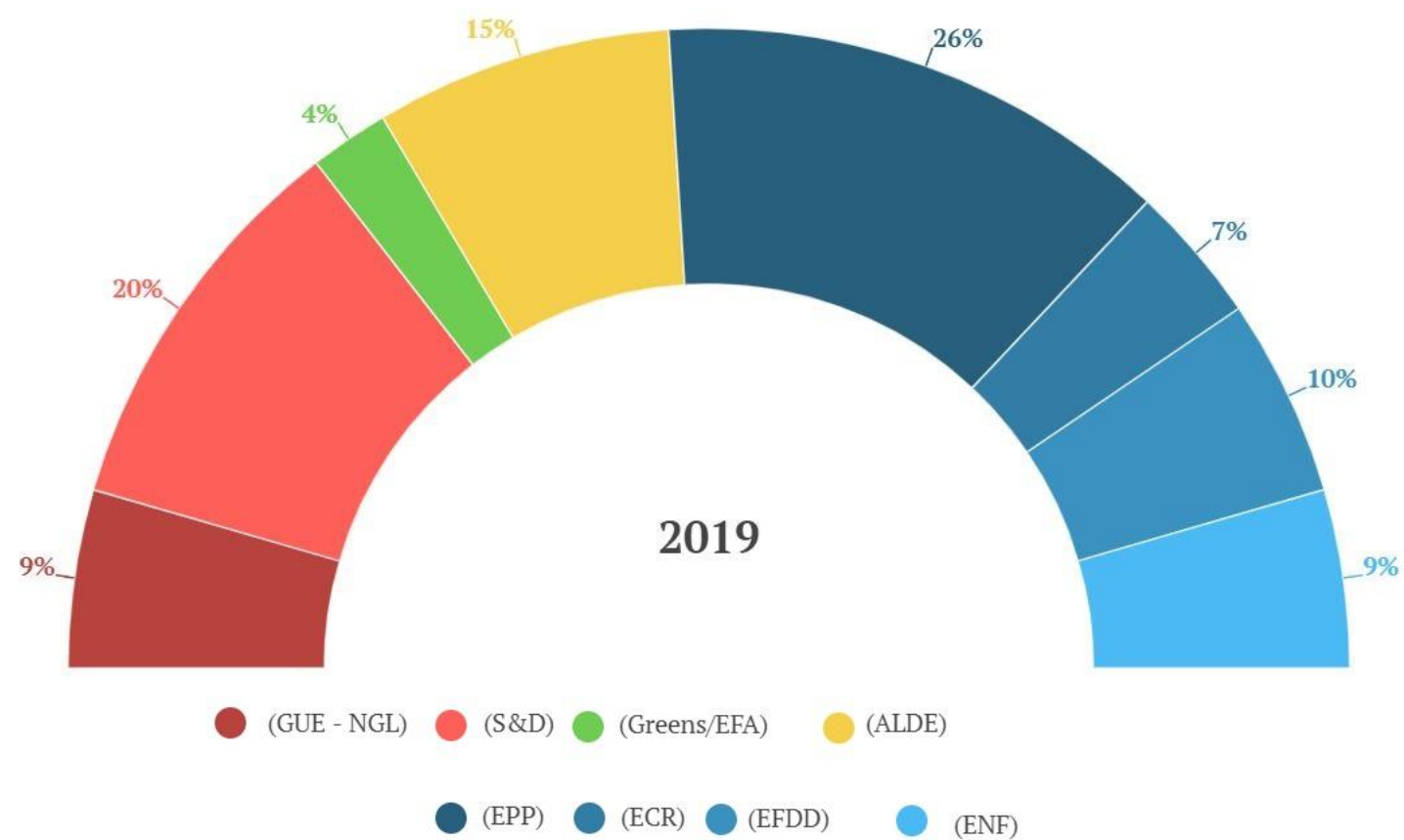














# WINNERS



# LOSERS











epp

european people's party










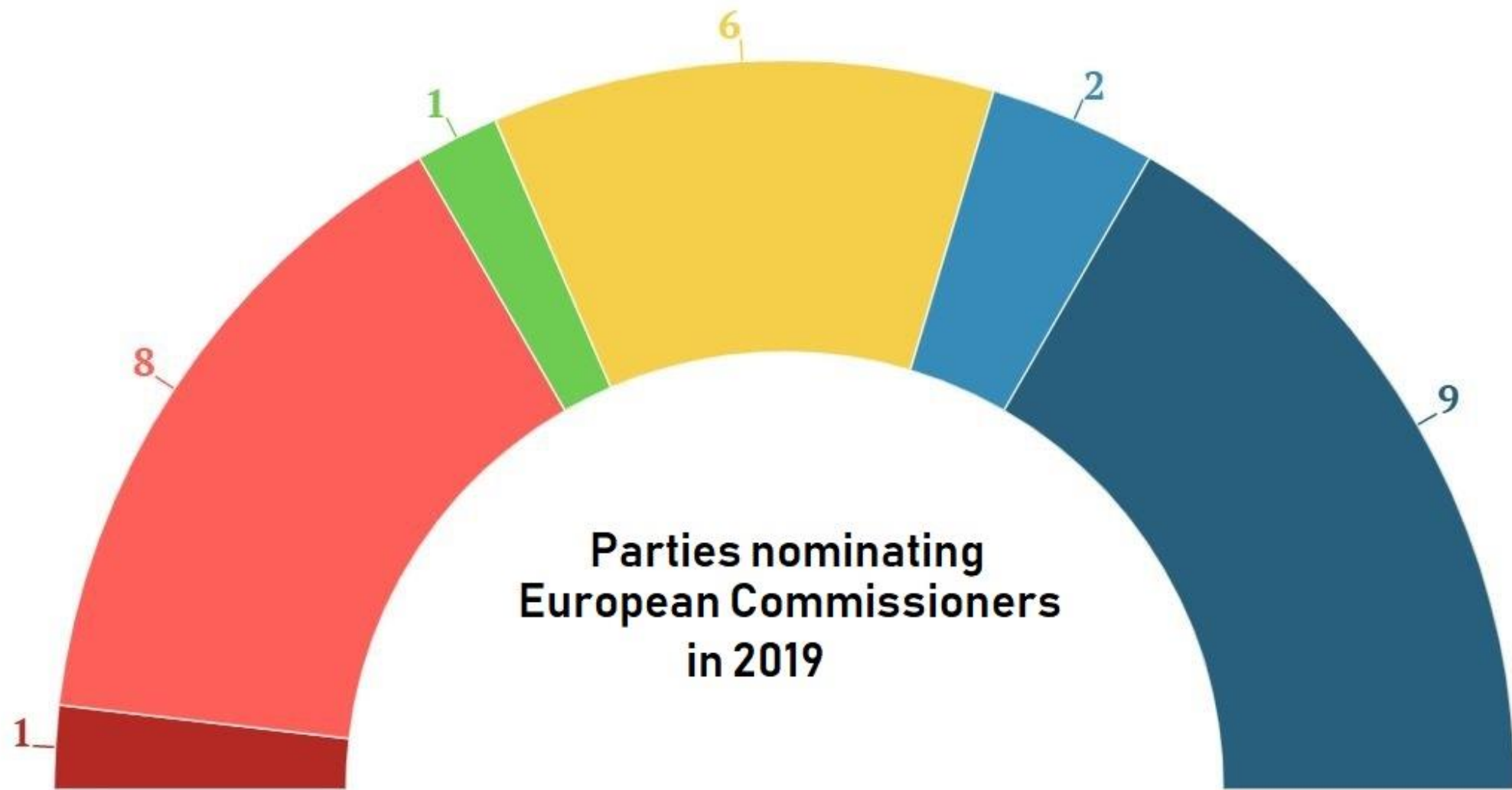
# EM!



	Scenario #1: No new EP groups		Scenario #2: New euroscpetic EP group (Salvini-Orbán)		Scenario #3: New pro- European EP group (Macron)		Scenario #4: Two new EP groups: Eurosceptic + Pro-European	
EPP	183	25,96%	157	22,27%	171	24,26%	145	20.57%
S&D	143	20,28%	143	20,28%	124	17,59%	124	17.59%
ALDE	109	15,46%	109	15,46%	50	7,09%	50	7.09%
ECR	46	6,52%	7	0,99%	46	6,52%	7	0.99%
GUE-NGL	60	8,51%	60	8,51%	58	8,23%	58	8.23%
EFDD	67	9,50%	44	6,24%	67	9,50%	44	6.24%
ENF	60	8,51%	23	3,26%	60	8,51%	23	3.26%
Greens-EFA	30	4,26%	30	4,26%	30	4,26%	30	4.26%
NI	7	0,99%	7	0,99%	7	0,99%	7	0.99%
Euroscpetic group			125	17,73%			125	17.73%
Pro-Europeans					92	13,05%	92	13.05%
Coalition	EPP- S&D-ALDE		EPP- S&D-ALDE		EPP- S&D- En Marche		EPP- S&D- En Marche	



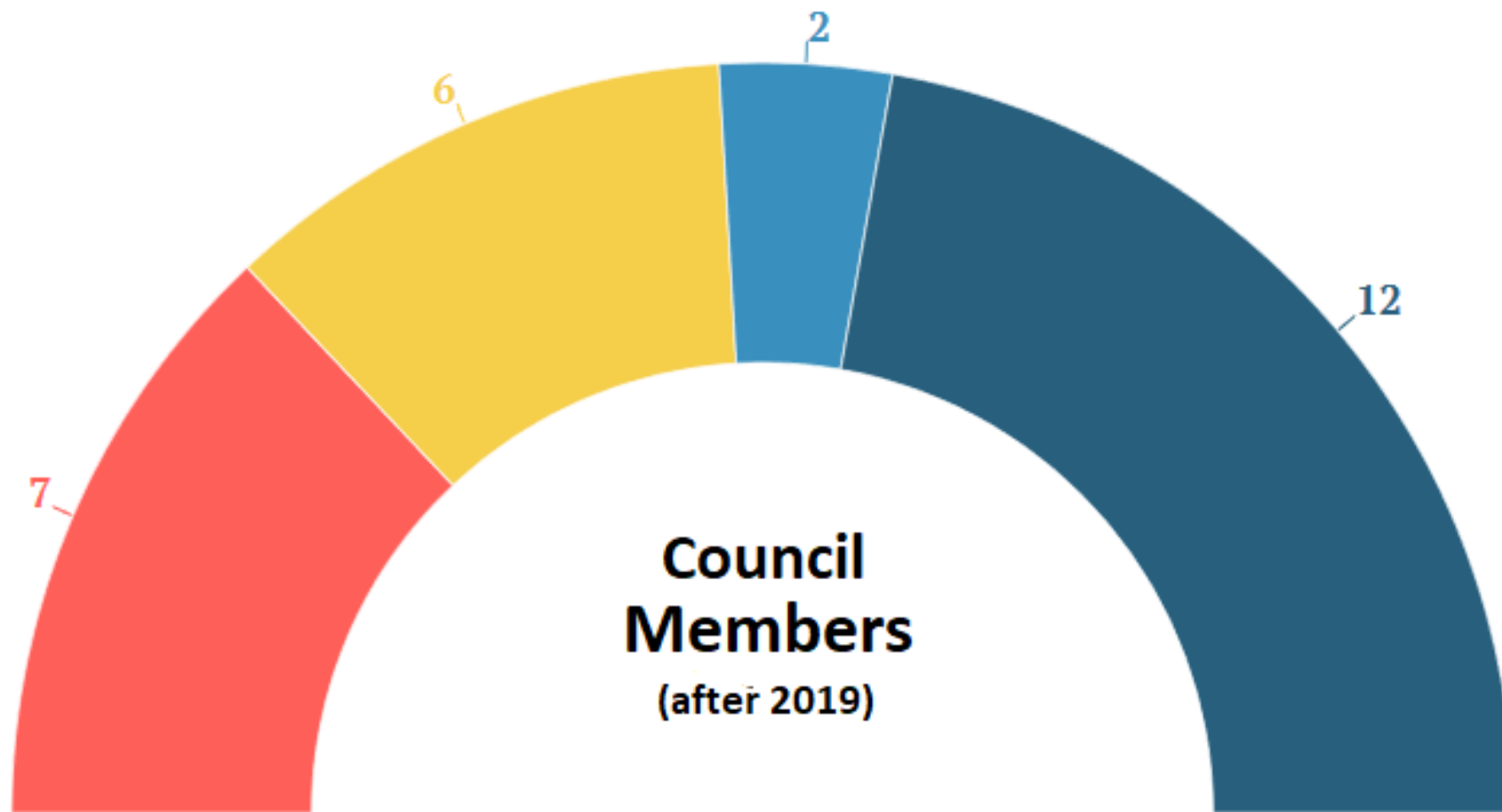
**CDU**











● Progressive Alliance of Socialists and Democrats (S&D)

● Alliance of the Liberals and Democrats for Europe (ALDE)

● European Conservatives and Reformists (ECR)

● European People's Party (EPP)













**so what?**







