

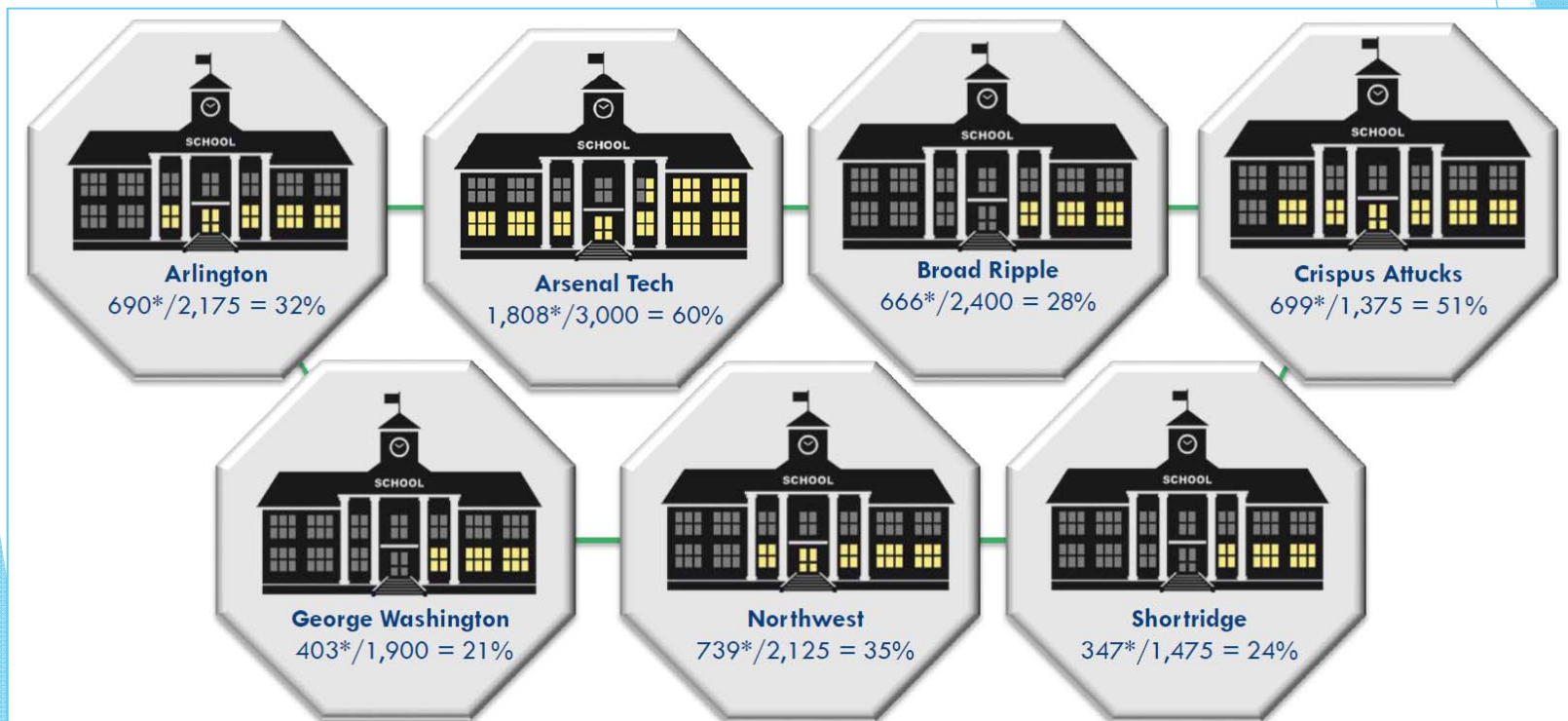


Indianapolis Public Schools—High School Closures


Michael O'Connor

Closure Recommendation: High School Utilization vs. Capacity

Projected* SY 2017-18 enrollment distribution among 7 high schools
(*projected enrollment numbers as of May 2017*)

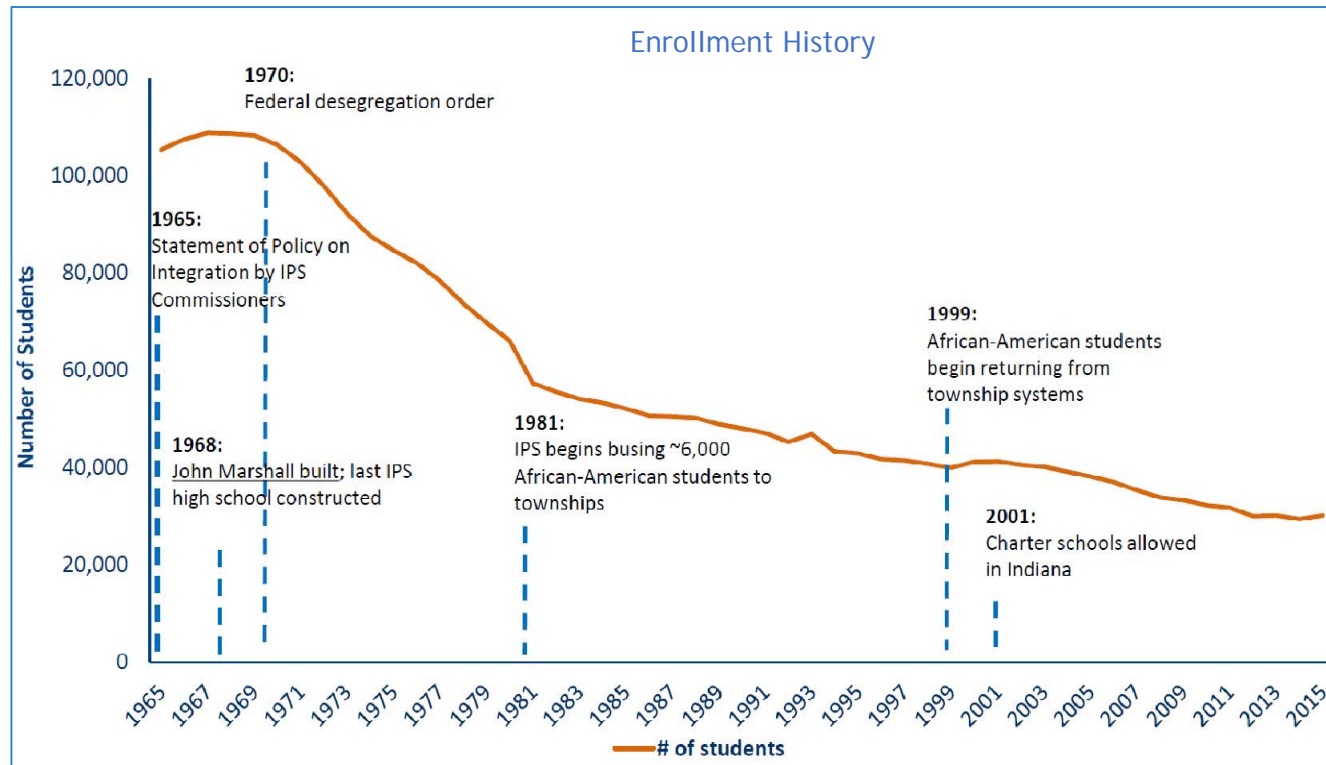


Indianapolis Public Schools Facilities Utilization Taskforce Report



April 18, 2017

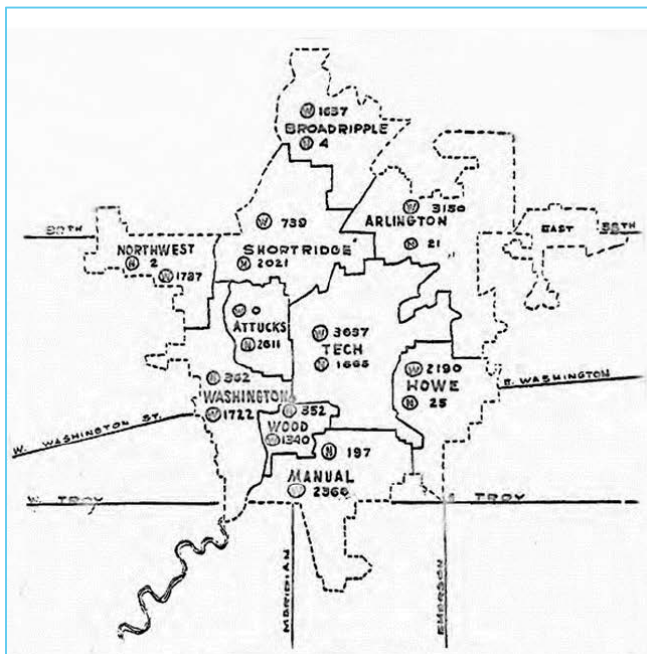
IPS Enrollment History & Noteworthy Events



- ▶ At the high school level, IPS has experienced a proportional decline in enrollment, but the district has not closed high school buildings proportionally to enrollment loss. In fact, during SY2017-18 there will be only two fewer IPS-operated high schools than during the peak year of 1968. (Harry E. Wood High School was closed in 1978 and John Marshall will operate as a middle school, beginning SY2017-2018.)
- ▶ In SY1968-69, IPS had 26,107 high school students in 11 buildings, an average of 2,373 high school students per building.

Closure Recommendation: Historical Context

IPS High School Enrollment Snapshot: 1968-69

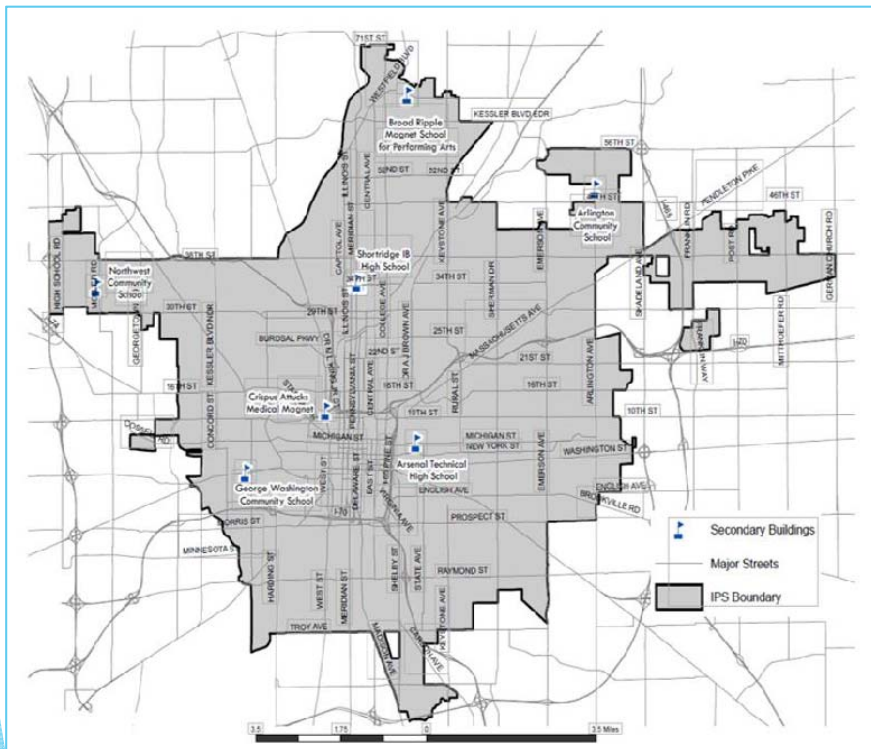


IPS High Schools			
School		Built	Enrollment
1	Arlington	1961	3,171
2	Arsenal Tech	1912	5,302
3	Broad Ripple	1923	1,641
4	Crispus Attucks	1929	2,011
5	E. Manual	1953	2,557
6	George Washington	1927	2,084
7	H.E. Wood	1953	1,692
8	Northwest	1963	1,739
9	Shortridge	1927	2,760
10	T.C. Howe	1937	2,215
11	John Marshall	1968	1,434
Total SY 1968-69			26,606

- ▶ However, for SY2017-18, IPS is projected to have only 5,352 high school students, but will still operate seven separate high schools. This is an average of only 763 students per building and a total utilization rate of 37% across IPS-operated high school facilities. At 60%, Arsenal Tech will have the highest utilization rate among the high schools, but George Washington will operate with a mere 23% utilization rate.

Closure Recommendation: Historical Context

IPS Operated Secondary Schools SY 2017-18



IPS High Schools		Projected*	
School		Capacity	2017-18 Enrollment
1	Arlington	2,175	690
2	Arsenal Tech	3,000	1,808
3	Broad Ripple	2,400	666
4	Crispus Attucks	1,375	699
5	George Washington	1,900	403
6	Northwest	2,125	739
7	Shortridge	1,475	347
8	John Marshall*	Middle School SY 17-18	
9	T.C. Howe*	Schools operated under direction of SBOE	
10	Manual*		
Total		14,450	5,352*
		37%	

June Report

Background

For SY 2018-19, IPS is projected to enroll 4,660 high school students and to have 14,450 available seats at 7 schools, a 34% utilization rate


Schools

School	SY 18-19 HS Enrollment	Capacity	Annual Operation Costs	Deferred Maintenance
Arlington	690	2,175	\$881,285	\$12,696,668
Attucks	699	1,375	\$610,368	\$3,515,661
Broad Ripple	525	2,400	\$734,220	\$15,529,351
Northwest	499	2,125	\$805,644	\$14,724,345
Shortridge	347	1,475	\$514,368	\$11,851,375
Tech	1808	3,000	\$2,154,468	\$7,734,837
Washington	392	1,900	\$677,928	\$10,527,916
John Marshall*		1,475	\$665,124	\$44,891,906
Howe*	357	2,304		\$11,380,017
Manual*	774	2,592		\$10,261,931
Total	6,091	20,821	\$7,043,405	\$143,114,007



REINVENTING IPS HIGH SCHOOLS

Facility Recommendations to Strengthen Student Success in Indianapolis Public Schools



THE INDIANAPOLIS STAR

"WHERE THE SPIRIT OF THE LORD IS,
THERE IS LIBERTY" II COR. 3:17

INDYSTAR
PART OF THE USA TODAY NETWORK

TUESDAY, SEPTEMBER 19, 2017
CITY EDITION

SCHOOL CLOSINGS BECOME OFFICIAL



Five of the seven board members voted in favor of the plan of superintendent Lewis Ferebee (middle). PHOTOS BY MATT KRYGER/INDYSTAR

Vote brings an end to painful chapter for IPS